

Scaled data based on original data using
LM-79-08 Approved Method: Electrical and Photometric Measurements of Solid-
State Lighting Products

Test Report Prepared for
Cooper Lighting Solutions
(formerly Eaton)

Brand: McGRAW-EDISON

Report Number: P200131

Luminaire Tested: **GWC-AF-01-LED-E1-SL3-600**

Issue Date: 3/3/2020

Test Information

Test Method: LM-79-08
Report Number: P200131
TEST IS SCALED FROM IESNA LM-79-08 TEST DATA (P24288)
Test Lab: INNOVATION CENTER P2
Issue Date: 3/3/2020
Manufacturer: COOPER LIGHTING SOLUTIONS (FORMERLY EATON)
Product Line: MCGRAW-EDISON
Catalog Number: GWC-AF-01-LED-E1-SL3-600
Description: GALLEON WALL LUMINAIRE
(1) 70 CRI, 4000K, 615mA LIGHTSQUARE WITH 16 LEDS EACH AND TYPE III SPILL
LIGHT ELIMINATOR OPTICS
Light Source: -
Ballast/Driver: ELECTRONIC DRIVER

Summary

Lumens per Lamp: N/A
Luminaire Lumens: 4284.1 lumens
Efficiency: N/A
Efficacy: 126.0 lumens/watt
Luminous Opening: Rectangular (W 0.5' x L: 0.5' x H: 0')
IES Classification: Type III - Medium - Non-Cutoff
BUG Rating: B1 - U0 - G1

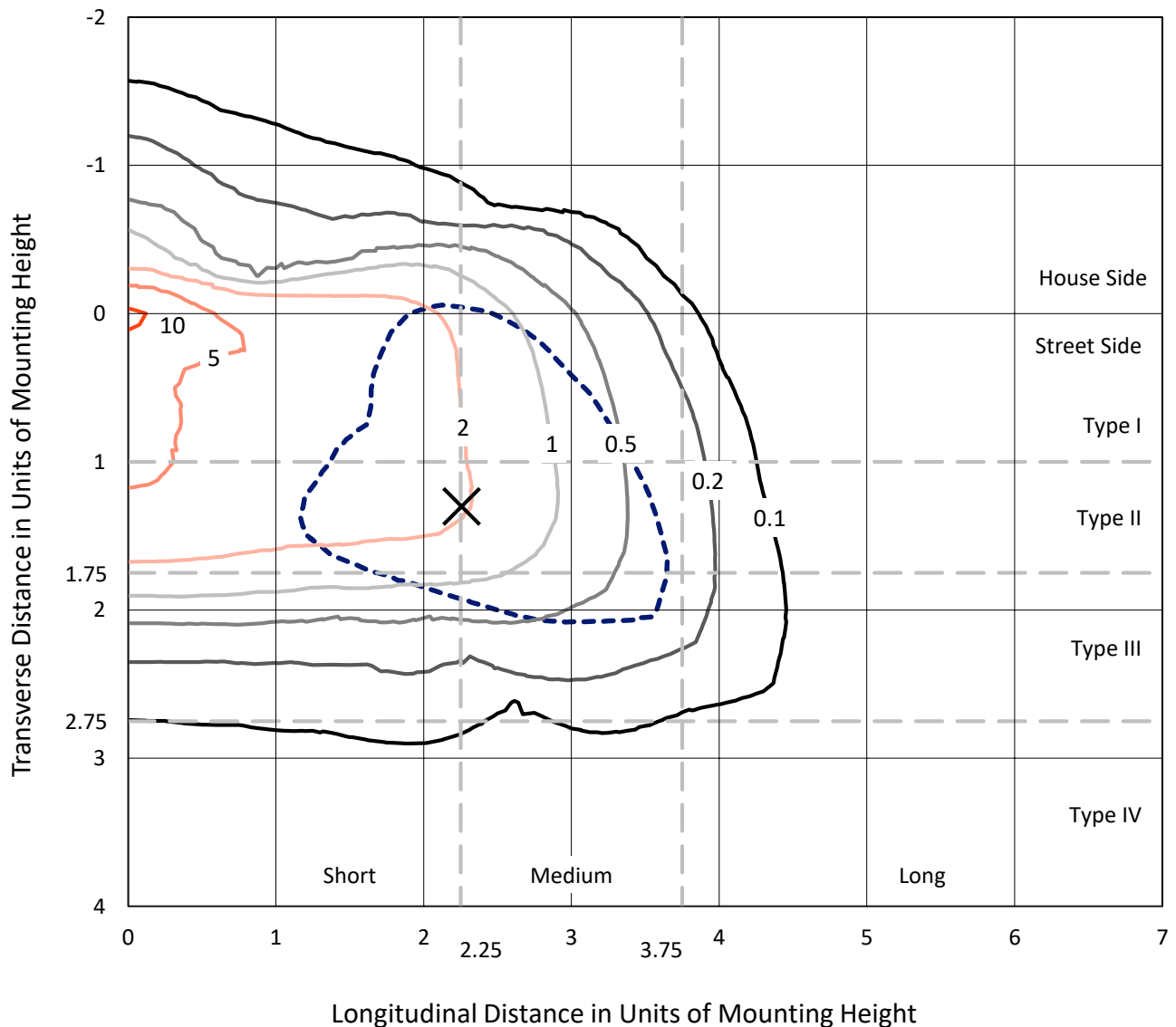
Input Watts (W): 34
Input Voltage (V): NR
Input Current (Ain): NR
Voltage Rise (V): NR
Power Factor: NR
Total Harmonic Distortion (THDi): NR
Frequency (hertz): 60
Stabilization Time: NR
Operation Time: NR
Ambient Temperature (°C): NR
Test Distance: 25 FT



REPORT NUMBER: P200131
 CATALOG NUMBER: GWC-AF-01-LED-E1-SL3-600

Iso-Footcandle Lines of Horizontal Illumination

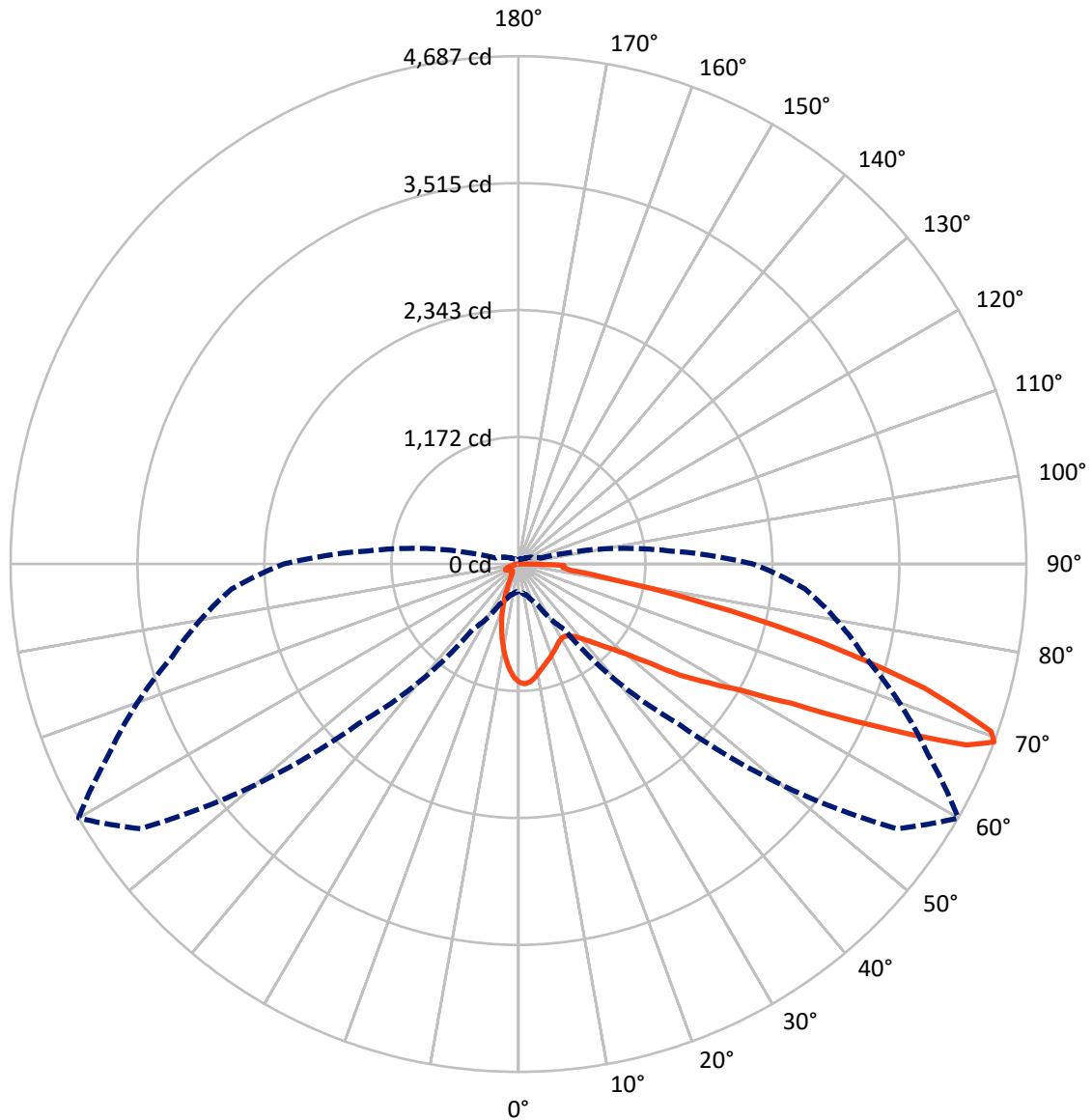
× Max cd
 - - - 1/2 Max cd



Based on 10 foot mounting height. Maximum calculated value = 10.9 fc
 Type III - Medium - Non-Cutoff

REPORT NUMBER: P200131
CATALOG NUMBER: GWC-AF-01-LED-E1-SL3-600

Luminous Intensity Polar Plot



— Vertical Plane Through 60-Deg Lateral - - - Horizontal Cone Through 69-Deg Vertical

REPORT NUMBER: P200131

CATALOG NUMBER: GWC-AF-01-LED-E1-SL3-600

FLUX DISTRIBUTION:

		Downward	Upward	Total
House Side	Lumens	609.5	0.0	609.5
	% Fixture	14.2	0.0	14.2
Street Side	Lumens	3674.6	0.0	3674.6
	% Fixture	85.8	0.0	85.8
Total	Lumens	4284.1	0.0	4284.1
	% Fixture	100.0	0.0	100.0

ZONAL LUMENS:

Zone	Lumens	% Fixture
0°-10°	92.3	2.2
10°-20°	196.7	4.6
20°-30°	250.6	5.8
30°-40°	344.5	8.0
40°-50°	558.9	13.0
50°-60°	896.4	20.9
60°-70°	1193.1	27.8
70°-80°	644.2	15.0
80°-90°	107.5	2.5
90°-100°	0.0	0.0
100°-110°	0.0	0.0
110°-120°	0.0	0.0
120°-130°	0.0	0.0
130°-140°	0.0	0.0
140°-150°	0.0	0.0
150°-160°	0.0	0.0
160°-170°	0.0	0.0
170°-180°	0.0	0.0
0°-90°	4284.1	100.0
0°-180°	4284.1	100.0

Coefficient of Utilization



REPORT NUMBER: P200131

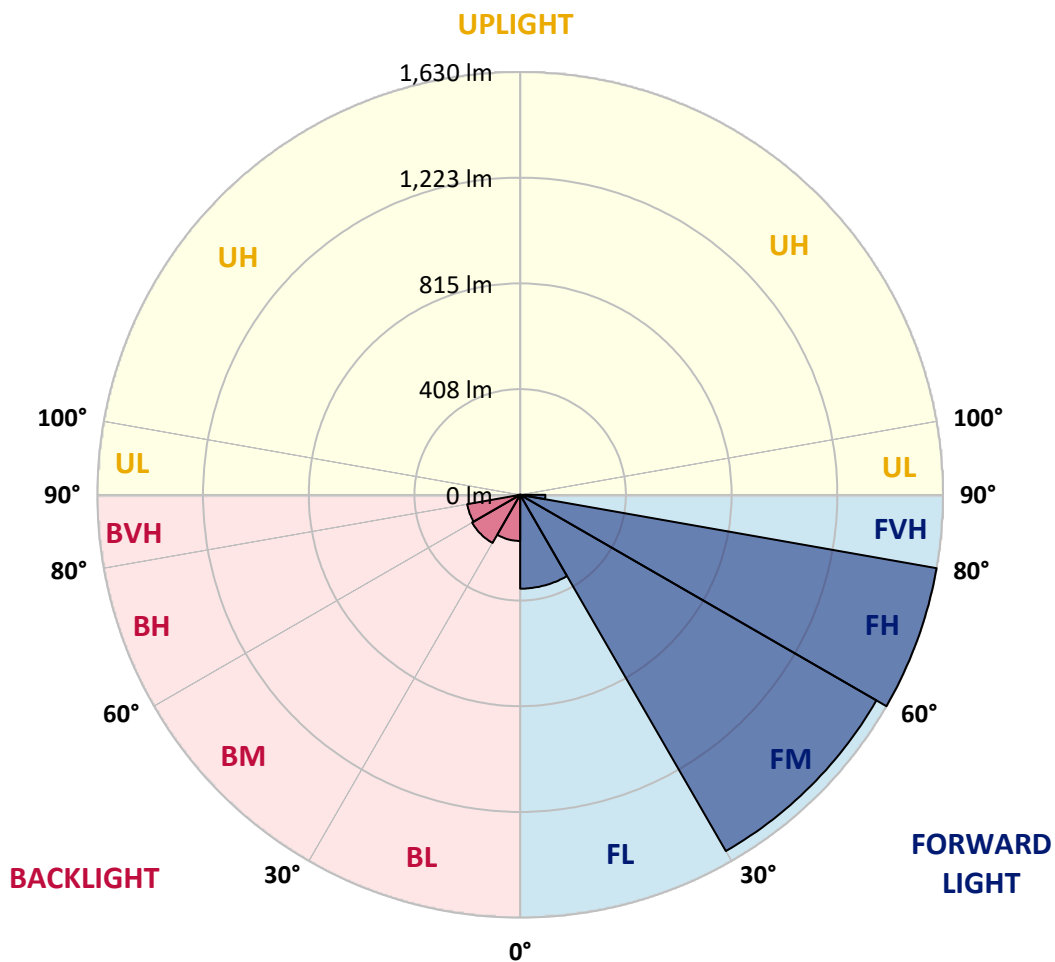
CATALOG NUMBER: GWC-AF-01-LED-E1-SL3-600

LUMINAIRE CLASSIFICATION SYSTEM LUMEN TABLE AND BUG RATING:

Zone		Lumens	% Fixture	Zone Rating/Lumen Limit		
				B	U	G
FL	(0°-30°)	361.7	8.4			
FM	(30°-60°)	1585.7	37.0			
FH	(60°-80°)	1630.0	38.0			G1/1800
FVH	(80°-90°)	97.1	2.3			G1/100
BL	(0°-30°)	177.8	4.2	B1/500		
BM	(30°-60°)	214.1	5.0	B0/220		
BH	(60°-80°)	207.2	4.8	B1/500		G1/500
BVH	(80°-90°)	10.3	0.2			G1/100
UL	(90°-100°)	0.0	0.0		U0/0	
UH	(100°-180°)	0.0	0.0		U0/0	

BUG Rating: B1-U0-G1

Type III Medium





REPORT NUMBER: P200131

CATALOG NUMBER: GWC-AF-01-LED-E1-SL3-600

CANDELA DISTRIBUTION (FULL):

	0°	5°	15°	25°	35°	45°	55°	60°	65°	75°	85°
0°	1091.7	1091.7	1091.7	1091.7	1091.7	1091.7	1091.7	1091.7	1091.7	1091.7	1091.7
2.5°	1114.0	1116.4	1115.4	1114.8	1116.7	1113.8	1107.8	1105.9	1103.0	1096.2	1084.6
5°	1072.2	1079.6	1079.2	1084.8	1094.1	1096.6	1093.9	1094.4	1088.9	1080.4	1061.2
7.5°	999.9	1003.1	1004.7	1016.9	1033.9	1047.6	1059.2	1062.8	1060.4	1053.1	1028.4
10°	925.5	927.9	931.9	946.1	967.7	986.5	1008.4	1021.1	1026.4	1025.2	997.5
12.5°	861.5	864.0	869.2	885.4	911.0	934.2	966.1	981.7	994.6	1002.3	972.4
15°	804.2	809.6	814.6	833.2	861.9	892.3	928.3	948.3	968.1	985.3	950.3
17.5°	759.5	764.9	767.8	784.7	815.4	852.6	894.9	918.2	943.1	971.2	928.3
20°	733.7	736.1	734.9	744.4	771.9	811.4	861.5	888.6	918.6	958.0	906.4
22.5°	726.4	726.6	722.0	721.0	738.8	772.1	825.9	858.9	895.7	949.3	887.6
25°	744.0	743.4	730.9	720.8	722.7	742.2	791.6	829.8	876.5	947.5	873.1
27.5°	783.1	784.9	766.5	747.5	728.6	728.0	765.5	805.9	860.7	955.9	867.0
30°	837.9	841.1	821.4	797.2	761.8	732.6	755.3	791.6	851.0	973.4	865.8
32.5°	897.9	901.2	886.4	860.9	814.6	760.8	762.4	792.8	850.6	998.1	872.9
35°	961.9	965.7	958.0	936.4	885.0	812.7	789.3	812.9	864.0	1035.7	891.7
37.5°	1033.3	1039.1	1041.2	1020.7	965.7	881.2	833.4	851.0	894.5	1088.1	926.3
40°	1136.2	1144.3	1143.6	1114.2	1058.1	973.7	901.4	906.0	941.8	1158.1	981.5
42.5°	1333.2	1334.8	1283.3	1219.4	1159.9	1070.9	981.7	978.0	1007.2	1246.7	1062.8
45°	1583.8	1577.0	1462.3	1338.7	1266.3	1182.7	1086.3	1068.1	1090.2	1354.7	1164.7
47.5°	1791.8	1776.0	1631.2	1460.7	1378.9	1304.2	1209.0	1177.1	1189.4	1477.2	1296.3
50°	1864.0	1852.2	1732.2	1562.0	1485.5	1452.4	1360.1	1315.0	1318.3	1623.3	1450.5
52.5°	1848.5	1846.8	1766.7	1628.9	1585.3	1608.0	1574.0	1513.0	1480.7	1785.6	1616.9
55°	1811.9	1815.3	1786.4	1706.7	1699.2	1758.2	1853.7	1808.6	1708.1	1949.2	1788.8
57.5°	1684.6	1693.7	1757.4	1804.6	1882.8	1970.6	2078.8	2066.0	1953.0	2126.2	1993.3
60°	1357.1	1378.3	1549.3	1785.6	2071.8	2346.1	2394.6	2364.9	2205.5	2345.7	2263.4
62.5°	950.9	972.8	1176.1	1545.9	2040.7	2770.5	2959.2	2830.6	2568.0	2669.2	2612.9
65°	509.1	519.7	674.8	1072.7	1722.9	2858.0	3784.3	3588.7	3142.1	3068.0	2912.0
67.5°	280.8	286.6	346.1	541.6	1103.5	2516.7	4309.9	4457.7	3859.6	3333.6	2857.5
69°	253.9	259.3	298.2	410.2	738.4	2080.9	4258.6	4686.8	4174.2	3307.3	2656.4
70°	248.4	253.3	288.3	378.1	597.7	1715.2	4086.6	4628.2	4249.1	3213.1	2480.9
72.5°	223.5	228.9	262.8	339.6	510.8	855.1	3237.1	3913.2	3857.8	2785.9	1881.8
75°	208.4	213.4	270.9	332.6	489.0	541.1	2134.1	2884.0	2835.8	1948.8	1014.7
77.5°	89.2	88.8	125.6	281.4	496.2	524.0	1146.7	1801.7	1643.8	833.0	291.3
80°	59.6	58.6	59.6	82.8	455.1	526.9	600.8	914.5	690.8	212.4	143.6
82.5°	51.4	50.5	52.4	50.5	160.0	601.4	510.8	486.3	328.5	120.6	71.2
85°	34.6	33.1	45.1	45.3	75.5	534.4	575.3	410.8	265.8	71.6	35.2
87.5°	16.6	16.2	26.3	32.1	44.3	217.1	645.5	420.9	268.0	36.6	16.8
90°	0.0	0.0	0.0	0.0	0.0	0.0	0.0	0.0	0.0	0.0	0.0



REPORT NUMBER: P200131

CATALOG NUMBER: GWC-AF-01-LED-E1-SL3-600

CANDELA DISTRIBUTION (continued):

	90°	95°	105°	115°	125°	135°	145°	155°	165°	175°	180°
0°	1091.7	1091.7	1091.7	1091.7	1091.7	1091.7	1091.7	1091.7	1091.7	1091.7	1091.7
2.5°	1081.1	1072.7	1064.4	1054.5	1044.0	1032.5	1026.6	1020.9	1019.5	1017.7	1012.0
5°	1051.3	1039.3	1018.7	995.8	971.8	948.5	930.7	919.4	911.0	906.6	899.0
7.5°	1012.8	995.2	959.0	919.6	879.3	842.5	810.6	790.5	771.5	762.6	752.5
10°	976.2	949.9	893.6	835.6	777.7	722.0	669.7	632.7	599.8	581.3	568.2
12.5°	944.7	908.7	830.7	752.3	672.8	593.5	515.1	453.5	401.9	374.8	360.9
15°	914.1	870.6	770.9	671.4	569.3	461.5	358.4	288.5	245.8	228.9	223.1
17.5°	886.4	830.7	710.8	589.8	462.6	332.2	240.9	202.4	186.1	180.4	178.6
20°	856.3	790.3	648.6	504.5	351.2	232.2	188.1	171.1	164.5	162.9	162.0
22.5°	827.4	750.6	589.0	413.3	252.3	179.2	161.6	154.6	153.5	155.0	155.0
25°	802.7	715.0	524.6	317.8	185.3	150.9	144.6	143.0	146.9	152.3	153.3
27.5°	784.3	685.8	456.1	234.7	147.5	131.2	131.0	133.7	143.4	153.7	155.8
30°	771.7	658.1	382.9	169.3	123.8	115.5	118.8	124.6	138.8	153.5	157.5
32.5°	765.3	637.6	306.5	131.0	106.0	101.4	107.0	114.1	128.1	141.8	146.9
35°	770.3	622.5	234.5	109.3	93.5	90.0	95.9	102.6	110.9	116.7	120.6
37.5°	788.9	616.5	177.0	97.9	85.0	81.7	86.3	90.2	93.5	95.2	97.1
40°	829.0	622.9	141.8	92.1	80.3	76.1	78.1	79.5	81.5	83.2	84.0
42.5°	888.2	642.2	127.1	89.8	77.8	71.8	71.4	72.0	74.7	77.8	78.5
45°	971.0	676.1	126.0	91.2	76.6	68.3	66.4	67.2	71.4	76.1	77.0
47.5°	1076.8	727.8	134.3	95.6	77.6	66.4	63.3	64.3	69.6	75.9	77.0
50°	1204.8	800.0	148.2	102.0	82.1	66.8	62.3	62.9	68.3	75.3	76.4
52.5°	1356.1	902.5	163.3	108.2	87.0	69.6	63.1	61.7	66.6	72.8	74.1
55°	1524.4	1033.9	178.8	113.9	89.4	72.8	64.8	60.0	63.5	68.7	69.8
57.5°	1730.9	1217.7	205.7	119.2	91.0	75.1	66.4	58.4	59.6	63.3	64.1
60°	2010.5	1477.7	253.1	128.1	94.8	75.9	66.2	56.9	55.6	57.7	58.1
62.5°	2345.5	1759.9	292.7	139.3	101.0	76.6	65.0	55.9	52.4	52.4	52.8
65°	2544.5	1835.5	270.7	148.6	106.2	75.9	63.5	54.8	49.9	47.6	47.8
67.5°	2375.8	1614.2	232.0	150.5	106.0	73.0	61.3	53.0	47.4	43.9	43.7
69°	2164.5	1392.7	214.6	145.5	101.0	69.4	58.4	50.9	45.5	41.8	41.6
70°	1994.1	1257.6	203.3	140.1	95.6	66.6	56.1	49.0	44.1	40.6	40.1
72.5°	1449.9	824.1	173.6	120.4	78.9	55.9	48.4	43.1	39.3	37.2	36.8
75°	724.6	393.0	141.0	97.7	60.5	44.7	39.7	36.0	34.2	33.8	33.6
77.5°	238.0	180.0	100.8	72.8	44.9	35.0	32.1	29.4	28.9	30.2	29.8
80°	130.8	104.8	63.9	48.2	30.6	25.7	25.3	23.8	24.4	26.5	26.1
82.5°	66.6	54.4	39.5	28.9	20.7	18.4	20.0	19.2	20.0	21.9	21.7
85°	32.9	29.8	25.1	17.6	13.7	11.8	14.3	14.9	15.3	16.8	16.8
87.5°	19.0	17.6	13.2	8.3	6.9	6.2	8.3	8.1	9.5	10.3	10.1
90°	0.0	0.0	0.0	0.0	0.0	0.0	0.0	0.0	0.0	0.0	0.0

(END OF REPORT)